

RESUMPTION OF SCHOOL LEARNING JOURNEYS TO MALAY HERITAGE CENTRE

November 2020 & January - March 2021

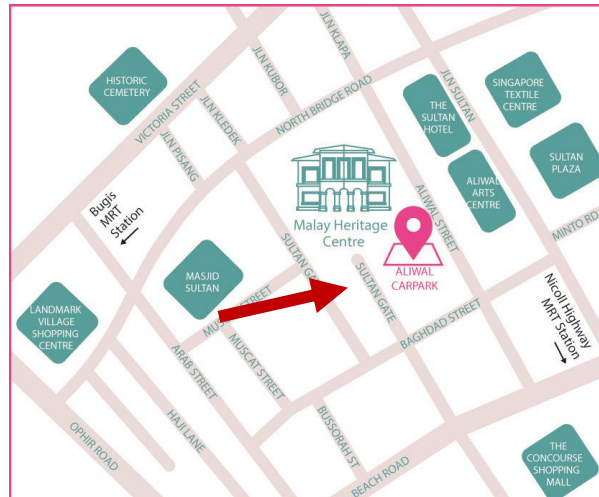
Before you book your learning journeys to the Malay Heritage Centre (MHC), please take note of the following:

- School bookings are only available for the following dates until further notice.

Day of the week	Time Slots Available
<ul style="list-style-type: none"> 9 Nov 2020, Monday 2nd & 4th Mondays of Jan, Feb & Mar 2021 	<ul style="list-style-type: none"> 9am – 10am 11am – 12pm
<ul style="list-style-type: none"> Tuesdays – Fridays 	<ul style="list-style-type: none"> 9am – 10am

- Each time slot can accommodate one (1) class of visitors, i.e. up to 50 participants (including all students, teachers and parent volunteers). In accordance with MOE's guidelines, teachers are to note that all activities must maintain a 1 metre safe distancing measure and be reconfigured to multiple groups of 5 with 1 metre between groups.
- All visits should conclude within the stipulated time slot to ensure no intermingling with other schools or classes.
- All participants are required to check-in and check-out via SafeEntry. Hence, students must bring their ez-link student pass for scanning or be able to recite their own NRIC number.
- Only free and easy self-guided visit to the Malay Heritage Centre is available now. For a list of our self-guided resources to complement your visit, please visit the following:
 - [Resources and Activities for Students & Teachers](#)
 - [Curators' Tour of MHC Permanent Galleries](#)
 - [MHC's YouTube Channel](#)
- Please visit the Malay Heritage Centre ahead of your learning journey to familiarise with the space and safe distancing measures. You may also wish to attend the [regular guided tours](#) to learn more about the narrative of our exhibitions.

- The pick-up and drop-off point will be at Sultan Gate entrance. Please ensure that the driver has been briefed beforehand. Please be prepared for wet weather as there is no shelter from the museum to the drop-off point.



- Students are advised not to bring their school bags to the museum. However, they can carry a small lightweight bag to contain water bottle and stationery. Please note that the water coolers at the museum will not be available for use.
- MHC's Permanent Exhibition is a shoes-off area. The general museum's etiquette also applies. You are encouraged to show the [museum etiquette video](#) in class before the visit.
- Please submit your booking form at least two (2) weeks in advance. A confirmation email will be sent to you when your visit is confirmed.

On the day of the Visit...

- Students and teachers must have their temperatures taken prior to the museum visit. Students/teachers who are unwell (i.e. temperature higher than 37.5°C) should not visit the museum and are encouraged to seek immediate medical attention.
- Teachers must group students in groups of 5 prior to the visit and conduct necessary briefings on museum etiquette, mask-wearing as well as hygiene practices.
- Students are encouraged to go for a toilet break in school before travelling to the museum.
- Teachers must bring along a copy of the students' attendance list to be submitted to the Visitor Service Staff upon arrival as a supporting document.

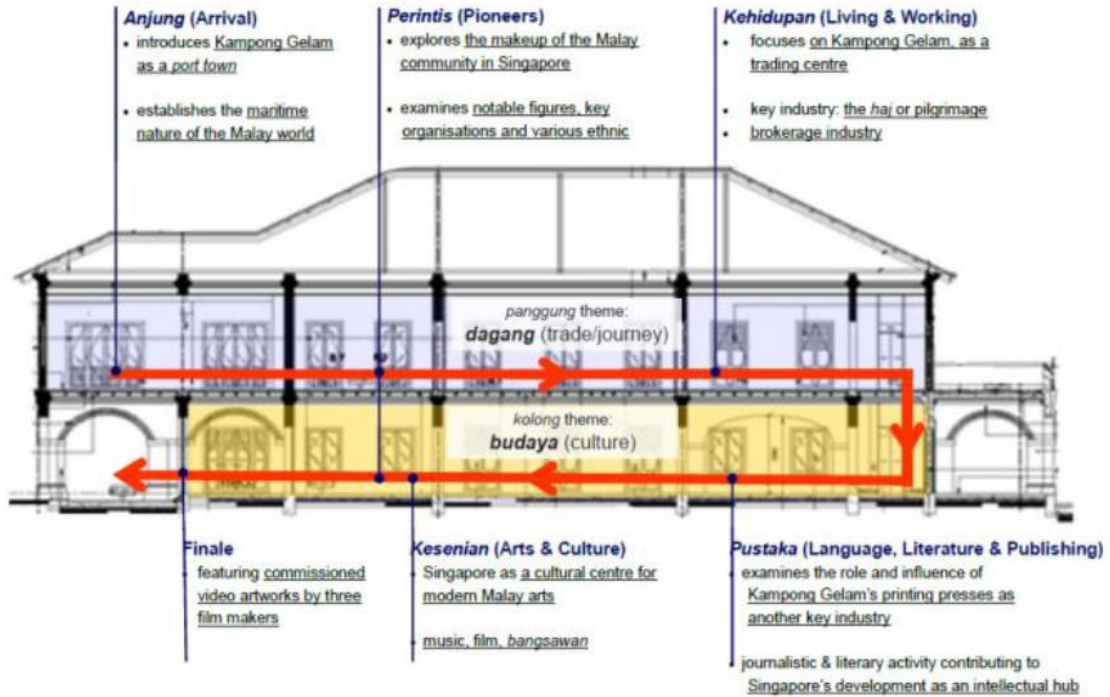
5. Teachers should identify students without ez-link student pass before leaving the school and ensure that they have their NRIC number for manual entry.

Upon Arrival...

1. Teachers and students will be required to have their temperature taken at the temperature screening and SafeEntry station when they reach the museum.
 - a. Check-in and check-out to be completed via SafeEntry for all accompanying adults and teachers.
 - b. Students should be prepared to scan their ez-link student pass for entry. In the event that the students do not have their identification card, their NRIC number will be recorded manually.
 - c. Teachers must submit a copy of the attendance list to the Visitor Services staff as a supporting document for Safe Entry for students.
2. Teachers should notify MHC staff if any student or accompanying adult are unwell (displaying flu-like symptoms) and they will be brought to a designated area within MHC immediately. Teacher in-charge will also be asked to inform the school and proceed according to school's SOPs.
3. Teachers should organise and brief the students again on the museum etiquette and grouping arrangement. Students should remain within their fixed groupings and designated tour routes to minimise contact with other groups or visitors.
4. Teachers are required to ensure students stay within their groups of 5 and each group maintain the 1 metre distance. To ensure safe distancing among the various student groups, teachers are advised to roam the galleries to enforce this rule.
5. Teachers will also need to ensure that students keep their masks on and maintain good hygiene practices.

Tour Route

Profile View

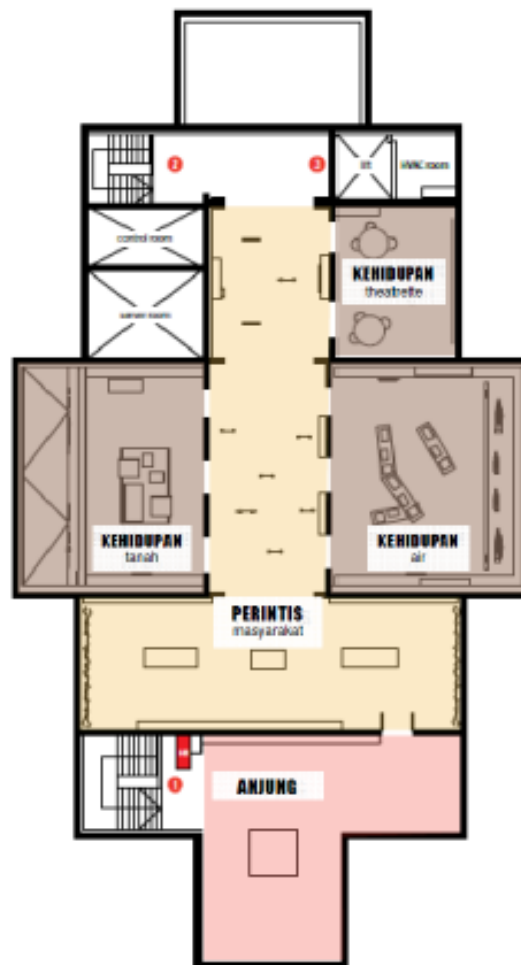


We recommend that you split the students into 2 groups to explore level 1 and 2 separately before swapping over. i.e. Group A to visit Level 2 (as picture above) first before visiting level 1. Group B can explore level 1 before moving up to level 2.

Bird Eye's View

We recommend that the students enter in 10 minutes interval and explore different parts of the galleries to prevent intermingling of groups. Please see the floor plan below for planning purpose.

Level 2



Level 1



Safe Management Measures Undertaken by the Museum

1. The museum has increased the frequency of cleaning and disinfection of our premises, especially high touch surfaces and items.
2. Hand sanitisers are available in accessible locations throughout the museum.